


SPECIFICATION OF BSFQ□□□BNRM SERIES

AEC-Q200



FEATURES

1. SMT designed ferrite/alloy core with magnetic resin coating components for power circuits.
2. High magnetic shielding construction and acted high performance for EMC/EMI protection.
3. Low coil resistance with high current application.
4. Compatible with Pb-free RoHS and AEC-Q200.



APPLICATIONS

- 1 Automotive application

ORDERING CODE

BSFQ3015BNRM 1R0 M T
 (1) (2) (3)(4)

- (1) PRODUCT TYPE CODE AND SIZE CODE
- (2) INDUCTANCE
- (3) INDUCTANCE TOLERANCE (M : ±20%, N : ±30%)
- (4) REEL TAPING

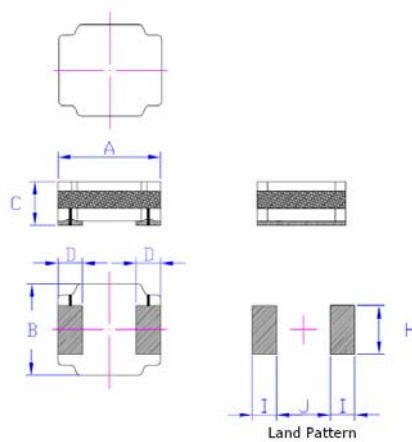


FIG 1

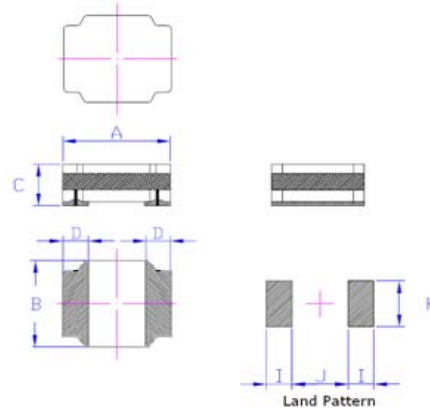


FIG 2

SHAPE & DIMENSIONS

UNIT:mm

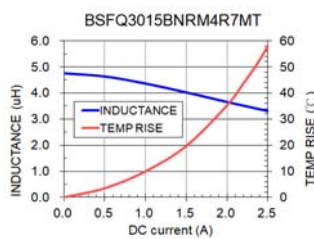
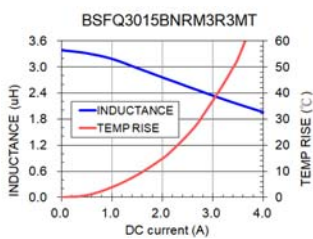
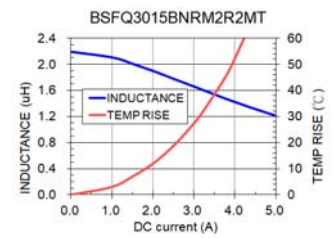
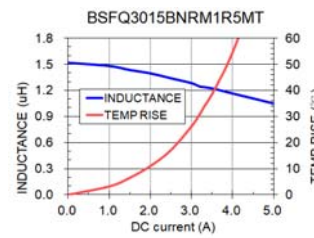
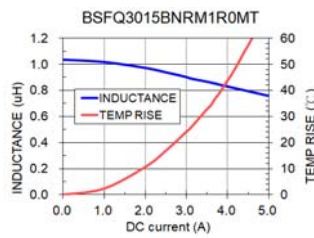
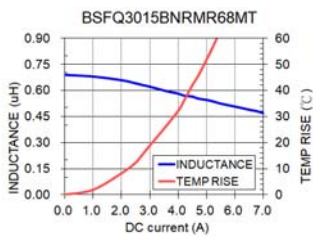
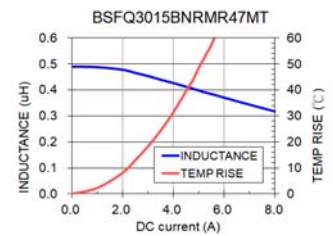
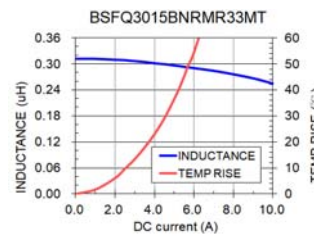
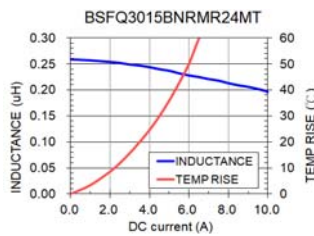
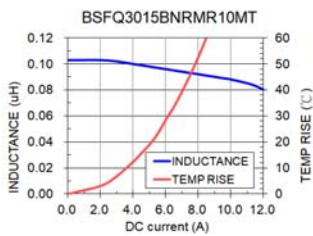
SIZE CODE	A mm	B mm	C mm	D mm	H	I	J	FIG				
BSFQ2010BNRM	2.0±0.2	1.6±0.2	1.05max	0.6±0.2	1.10	1.00	0.90	1				
BSFQ2512BNRM	2.5±0.2	2.1±0.2	1.25max	0.85±0.20	1.40	0.95	0.90	1				
BSFQ3015BNRM	3.0±0.2	3.0±0.2	1.55max	0.9±0.2	2.90	1.00	1.20	2				

※All the data listed in this catalogue are for reference only, King Core reserves the right to alter or revise the specifications without prior notification.

SMD POWER INDUCTORS → BSFQ3015BNRM SERIES

ELECTRICAL CHARACTERISTIC

ORDERING CODE	Inductance (μH)	DC Resistance (mΩ)max	SRF(MHz) min	Isat (A)Typ	IDC1 (A)max	IDC 2 (@125°C) (A)Typ
BSFQ3015BNRMR10MT	0.10	23	200	11.00	7.00	4.00
BSFQ3015BNRMR24MT	0.24	30	110	10.00	5.20	3.00
BSFQ3015BNRMR33MT	0.33	37	85	9.00	5.10	2.80
BSFQ3015BNRMR47MT	0.47	37	75	7.20	4.50	2.50
BSFQ3015BNRMR68MT	0.68	43	65	6.50	4.40	2.40
BSFQ3015BNRM1R0MT	1.00	49	45	5.00	3.80	2.10
BSFQ3015BNRM1R5MT	1.50	62	35	4.50	3.50	2.00
BSFQ3015BNRM2R2MT	2.20	70	30	3.50	3.50	1.90
BSFQ3015BNRM3R3MT	3.30	100	20	2.80	3.00	1.70
BSFQ3015BNRM4R7MT	4.70	190	20	2.40	2.00	1.10



※Test Frequency: 100KHz/1V

※Tolerance: M±20%

※Isat: Based on Inductance decrease 30%

※IDC1: Based on Temperature increase 40°C

※IDC 2: Temperature rising less than 40°C under temp=125°C

※ As shown in the diagram below, de-rating current is applied, which based on the operating temperature.

※Operating temperature range : -40 to +165°C (including self-heating)

※The Operating Temperature (which was defined as ambient temp. + parts temp rising) should not exceed 165°C

※Storage Temp. : -40°C TO+85°C

※All the data listed in this catalogue are for reference only, King Core reserves the right to alter or revise the specifications without prior notification.