


# SPECIFICATION OF BSFQ□□□BNRM SERIES

**AEC-Q200**



## FEATURES

1. SMT designed ferrite/alloy core with magnetic resin coating components for power circuits.
2. High magnetic shielding construction and acted high performance for EMC/EMI protection.
3. Low coil resistance with high current application.
4. Compatible with Pb-free RoHS and AEC-Q200.



## APPLICATIONS

- 1 Automotive application

## ORDERING CODE

**BSFQ2512BNRM** 1R0 M T  
 (1) (2) (3)(4)

- (1) PRODUCT TYPE CODE AND SIZE CODE
- (2) INDUCTANCE
- (3) INDUCTANCE TOLERANCE ( M : ±20%, N : ±30% )
- (4) REEL TAPING

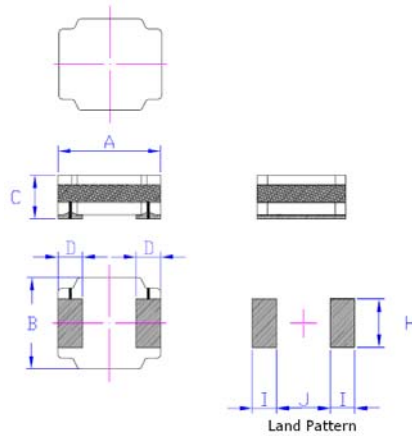


FIG 1

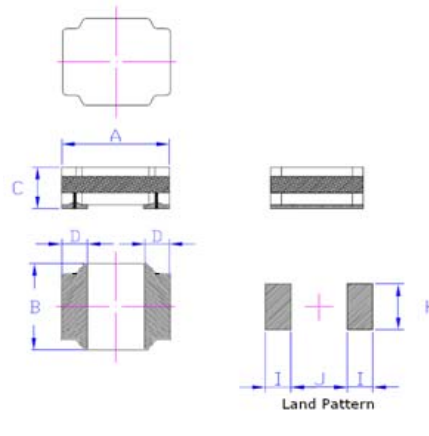


FIG 2

## SHAPE & DIMENSIONS

UNIT:mm

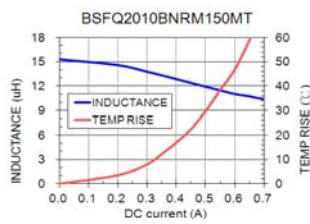
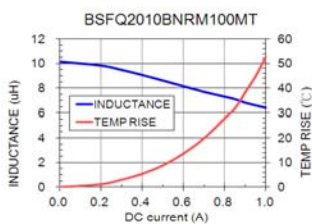
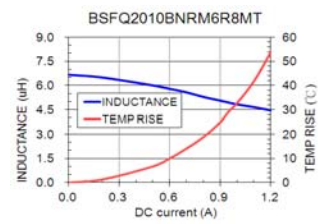
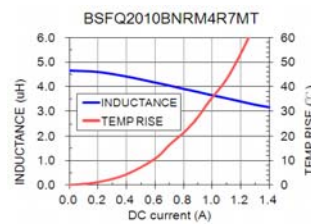
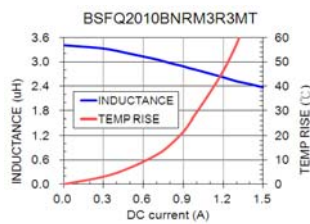
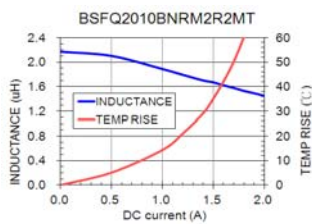
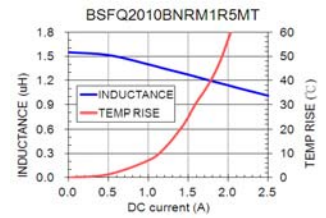
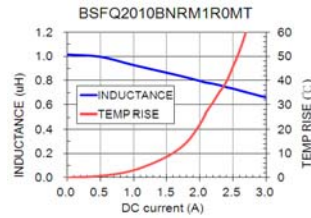
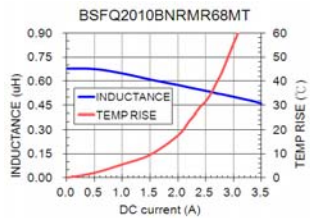
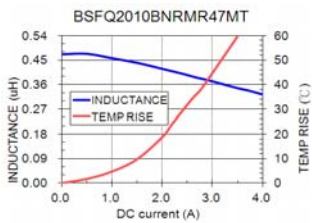
SIZE CODE	A mm	B mm	C mm	D mm	H	I	J	FIG				
BSFQ2010BNRM	2.0±0.2	1.6±0.2	1.05max	0.6±0.2	1.10	1.00	0.90	1				
BSFQ2512BNRM	2.5±0.2	2.1±0.2	1.25max	0.85±0.20	1.40	0.95	0.90	1				
BSFQ3015BNRM	3.0±0.2	3.0±0.2	1.55max	0.9±0.2	2.90	1.00	1.20	2				

※All the data listed in this catalogue are for reference only, King Core reserves the right to alter or revise the specifications without prior notification.

# SMD POWER INDUCTORS → BSFQ2010BNRM SERIES

## ELECTRICAL CHARACTERISTIC

ORDERING CODE	Inductance (μH)	DC Resistance (mΩ)max	SRF(MHz) min	Isat (A)max	IDC (A)max
BSFQ2010BNRMR47MT	0.47	57	70	3.30	2.40
BSFQ2010BNRMR68MT	0.68	66	55	2.80	2.30
BSFQ2010BNRM1R0MT	1.00	90	40	2.30	2.10
BSFQ2010BNRM1R5MT	1.50	148	35	1.90	1.50
BSFQ2010BNRM2R2MT	2.20	185	30	1.60	1.40
BSFQ2010BNRM3R3MT	3.30	290	20	1.30	1.00
BSFQ2010BNRM4R7MT	4.70	350	20	1.10	0.90
BSFQ2010BNRM6R8MT	6.80	470	20	0.95	0.88
BSFQ2010BNRM100MT	10.00	850	20	0.80	0.77
BSFQ2010BNRM150MT	15.00	1400	7	0.60	0.46



※Test Frequency: 1MHz/0.1V

※Tolerance: M±20%

※Isat: Based on Inductance decrease 30%

※IDC: Based on Temperature increase 40°C

※Operating temperature range : -40 to +125°C (including self-heating)

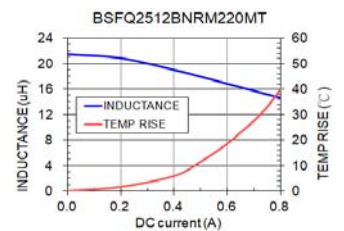
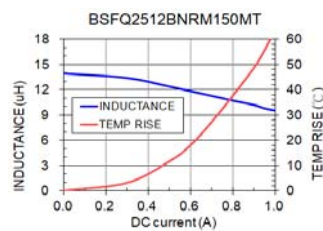
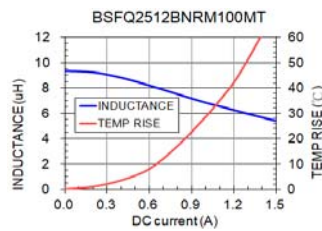
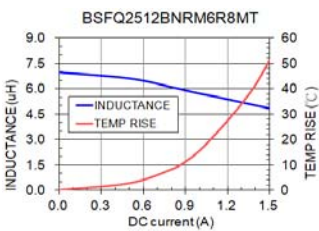
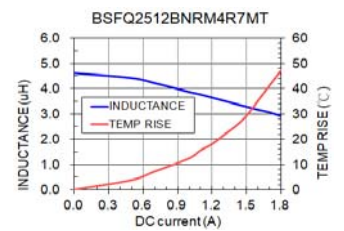
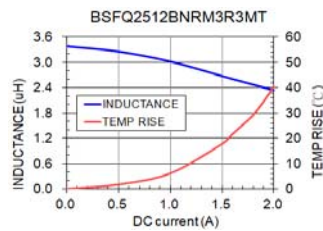
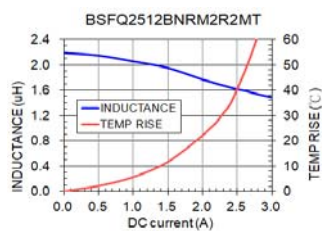
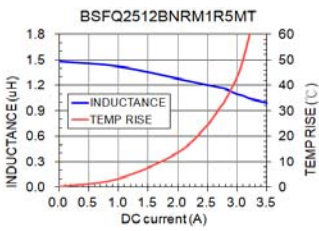
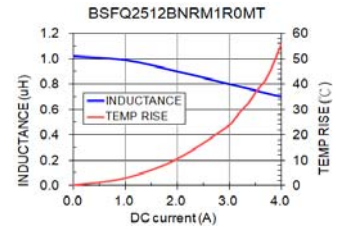
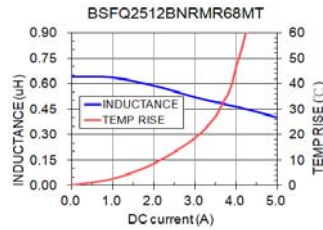
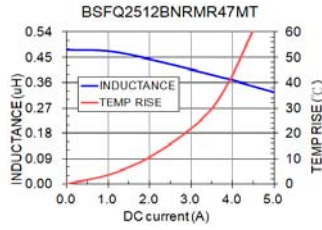
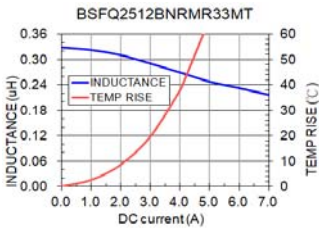
※Storage Temp. : -40°C TO+85°C

※All the data listed in this catalogue are for reference only, King Core reserves the right to alter or revise the specifications without prior notification.

# SMD POWER INDUCTORS → BSFQ2512BNRM SERIES

## ELECTRICAL CHARACTERISTIC

ORDERING CODE	Inductance (μH)	DC Resistance (mΩ)max	SRF(MHz) min	Isat (A)max	IDC (A)max
BSFQ2512BNRMR33MT	0.33	28	85	5.70	3.80
BSFQ2512BNRMR47MT	0.47	34	80	4.50	3.60
BSFQ2512BNRMR68MT	0.68	43	70	4.10	3.60
BSFQ2512BNRM1R0MT	1.00	55	55	3.50	3.20
BSFQ2512BNRM1R5MT	1.50	70	40	2.70	2.50
BSFQ2512BNRM2R2MT	2.20	95	35	2.30	2.10
BSFQ2512BNRM3R3MT	3.30	150	25	1.70	1.70
BSFQ2512BNRM4R7MT	4.70	230	20	1.40	1.40
BSFQ2512BNRM6R8MT	6.80	350	15	1.30	1.20
BSFQ2512BNRM100MT	10.00	450	15	1.00	1.00
BSFQ2512BNRM150MT	15.00	620	10	0.80	0.70
BSFQ2512BNRM220MT	22.00	790	7	0.65	0.65



※Test Frequency: 1MHz/0.1V

※Tolerance: M±20%

※Isat: Based on Inductance decrease 30%

※IDC: Based on Temperature increase 40°C

※Operating temperature range : -40 to +125°C (including self-heating)

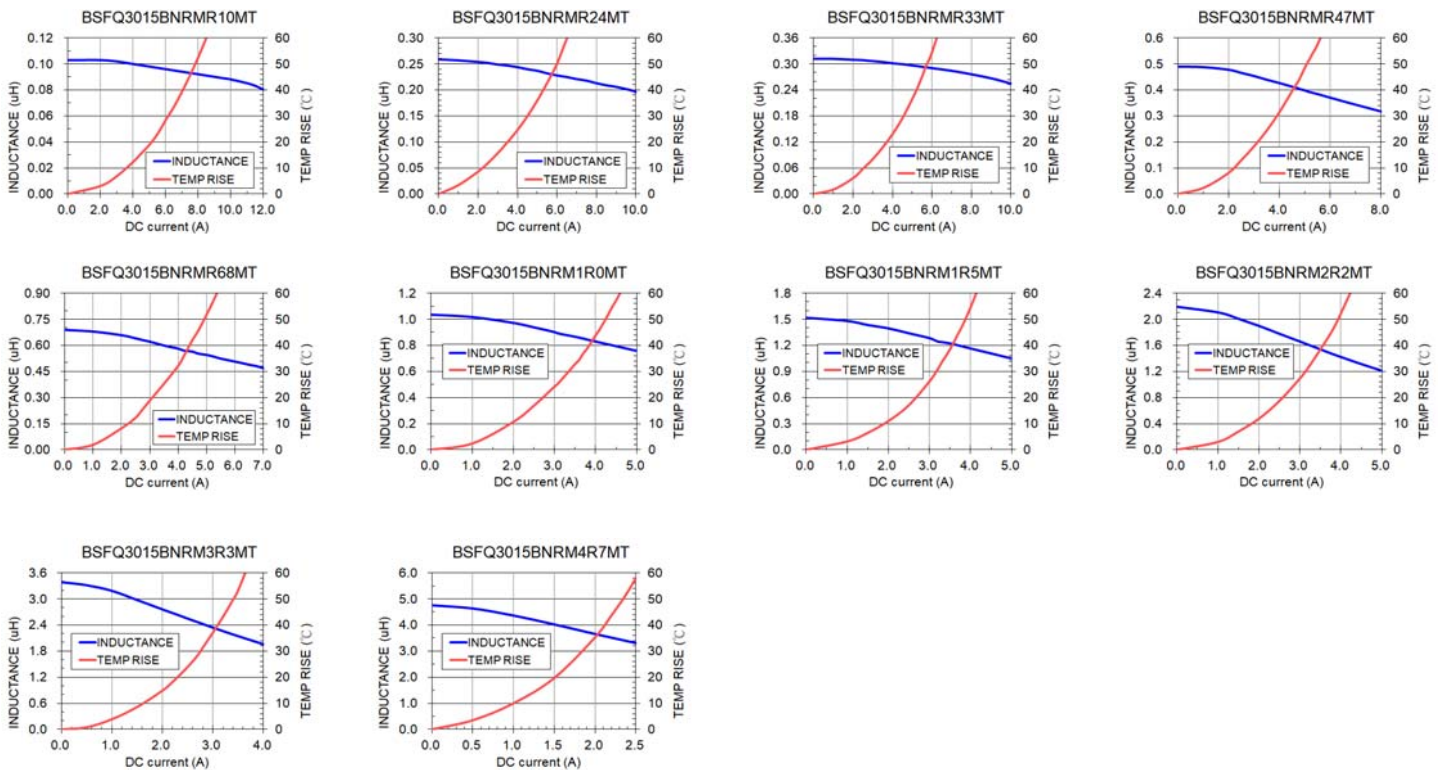
※Storage Temp. : -40°C TO+85°C

※All the data listed in this catalogue are for reference only, King Core reserves the right to alter or revise the specifications without prior notification.

# SMD POWER INDUCTORS → BSFQ3015BNRM SERIES

## ELECTRICAL CHARACTERISTIC

ORDERING CODE	Inductance (μH)	DC Resistance (mΩ)max	SRF(MHz) min	Isat (A)Typ	IDC 1 (A)max	IDC 2 (@125°C) (A)Typ
BSFQ3015BNRMR10MT	0.10	23	200	11.00	7.00	4.00
BSFQ3015BNRMR24MT	0.24	30	110	10.00	5.20	3.00
BSFQ3015BNRMR33MT	0.33	37	85	9.00	5.10	2.80
BSFQ3015BNRMR47MT	0.47	37	75	7.20	4.50	2.50
BSFQ3015BNRMR68MT	0.68	43	65	6.50	4.40	2.40
BSFQ3015BNRM1R0MT	1.00	49	45	5.00	3.80	2.10
BSFQ3015BNRM1R5MT	1.50	62	35	4.50	3.50	2.00
BSFQ3015BNRM2R2MT	2.20	70	30	3.50	3.50	1.90
BSFQ3015BNRM3R3MT	3.30	100	20	2.80	3.00	1.70
BSFQ3015BNRM4R7MT	4.70	190	20	2.40	2.00	1.10



※Test Frequency: 100KHz/1V

※Tolerance: M±20%

※Isat: Based on Inductance decrease 30%

※IDC 1: Based on Temperature increase 40°C

※ IDC 2: Temperature rising less than 40°C under temp=125°C

※ As shown in the diagram below, de-rating current is applied, which based on the operating temperature.

※Operating temperature range : -40 to +165°C (including self-heating)

※The Operating Temperature (which was defined as ambient temp. + parts temp rising) should not exceed 165°C

※Storage Temp. : -40°C TO+85°C

※All the data listed in this catalogue are for reference only, King Core reserves the right to alter or revise the specifications without prior notification.



**KING CORE ELECTRONICS INC.**  
Tel:886-3-4698855 Fax:886-3-4691395

No.269,Nanfong Rd.,Pingjhen City,Taoyuan County, Taiwan  
E-mail:kc@mail.kingcore.com.tw Web Site:http://www.kingcore.com.tw