

SPECIFICATION OF WCM-□□□□SRFAUTO SERIES

AEC-Q200



FEATURES

1. Low DCR, high rated current and excellent impedance characteristics.
2. Magnetically shielded.
3. Excellent common mode EMI noise suppression.
4. Virtually no distortion of signals.
5. Excellent thermal characteristics over temperature, compatible with Automotive operating temperature required.



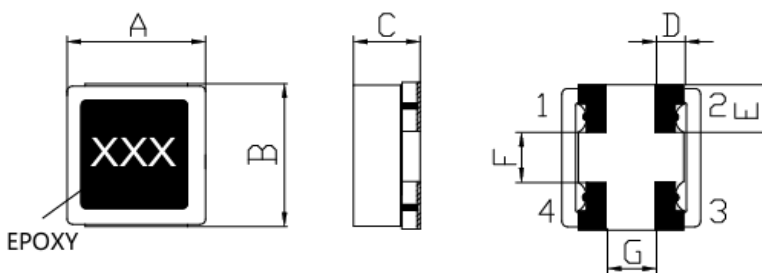
APPLICATIONS

1. EMI suppression for power line , AC/DC adaptor, larger electronic equipment, perAUTOnal computers, peripherals, IoT etc.
2. Automotive entertainment equipment and control system.

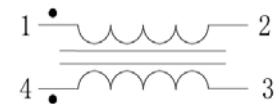
ORDERING CODE

WCM - 5025 SRFAUTO - 501 I
 (1) (2) (3) (4) (5)

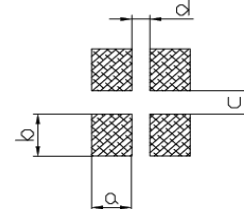
- (1) PRODUCT TYPE CODE
- (2) PRODUCT SIZE CODE
- (3) DESIGN CODE
- (4) IMPEDANCE
- (5) REEL TAPING



ELECTRICAL SCHEMATIC



PAD LAYOUT



SHAPE & DIMENSIONS

UNIT:mm

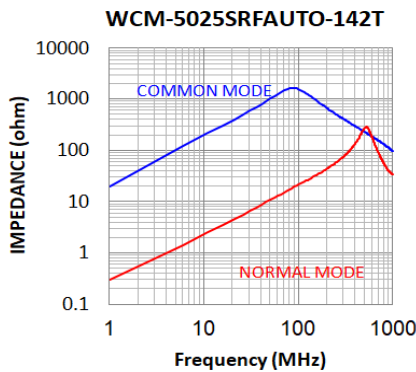
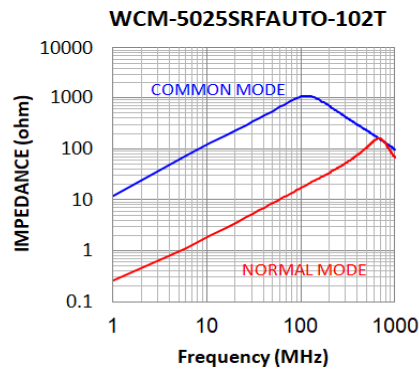
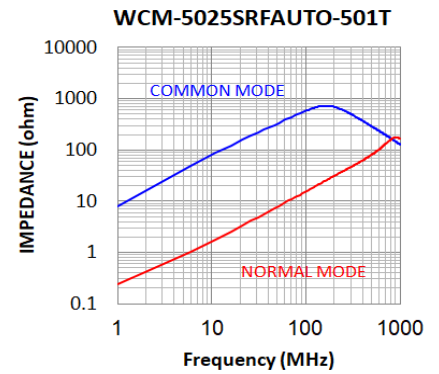
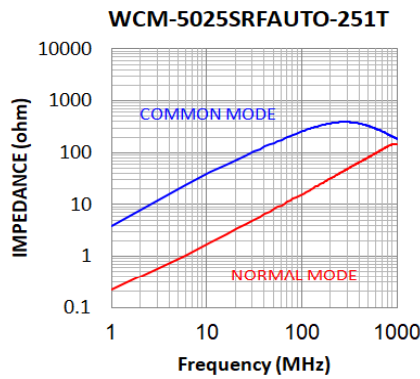
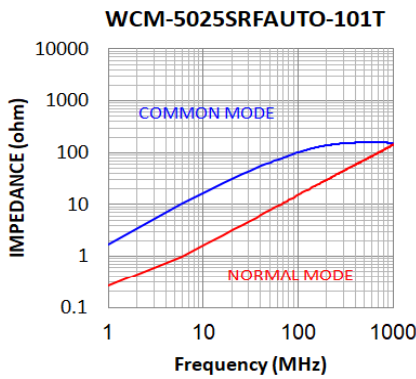
SIZE CODE	A ±0.30	B ±0.30	C max.	D Ref.	E Ref.	F Ref.	G Ref.	a	b	c	d
WCM-5025SRFAUTO	4.80	5.00	2.50	1.25	1.70	1.60	1.00	1.80	2.40	1.20	0.80
WCM-5040SRFAUTO	4.80	5.00	4.50	1.15	1.50	2.00	1.00	1.60	2.30	1.00	0.80

※All the data listed in this catalogue are for reference only, King Core reserves the right to alter or revise the specifications without prior notification.

COMMON MODE CHOKE → WCM-5025SRFAUTO SERIES

ELECTRICAL CHARACTERISTIC

ORDERING CODE	Impedance	DC Resistance	IDC	Rated Voltage	Withstand Voltage	Insulation Resistance
	(Ω)Typ	(Ω)	(A)	(V)	(V)	(M Ω)
	100MHz	$\pm 40\%$	Typ.	max.	max.	min.
WCM-5025SRFAUTO-101T	100	0.009	6.5	50	125	10
WCM-5025SRFAUTO-251T	250	0.014	5.0	50	125	10
WCM-5025SRFAUTO-501T	500	0.019	4.0	50	125	10
WCM-5025SRFAUTO-102T	1000	0.024	2.0	50	125	10
WCM-5025SRFAUTO-142T	1400	0.040	1.5	50	125	10



※IDC: Based on Temperature increase 40°C Typ.

※Operating temperature range : -40 to +125°C

※All the data listed in this catalogue are for reference only, King Core reserves the right to alter or revise the specifications without prior notification.