


# SPECIFICATION OF BA4A-10 SERIES

## FEATURES

1. Availing in a wide range of impedance values and providing excellent EMI suppression characteristics for various types of noise.
2. Availing in 4 lines by a single smallest SMT chips, it can very usefully adopted in high density circuit designs. specially ultra low profile only 0.5mm for thinner designed product.
3. Heat generation and crosstalk between adjacent circuits is minimized.
4. Excellent solderability.



## APPLICATIONS

1. Waveform correction in personal computers, electric equipments, communication equipments, OA equipments, and provides radiated noise countermeasures in interfaces and harness connecting parts. Best replacement of mini resistor array.
2. Prevents noise intrusion in videos, LCD, camera & smart phone, Pad, module, etc.
3. Parallel signal line.

## ORDERING CODE

BA4A - 10 - 201005 - 260 T  
 (1) (2) (3) (4) (5)

### (1) PRODUCT TYPE CODE

BA4 : Ferrite Chip Bead Array 4 Elements  
 A : RoHS Code

### (2) DESIGN CODE

11 : For general purpose  
 10 : For high speed signal application

### (3) DIMENSIONS

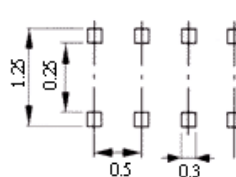
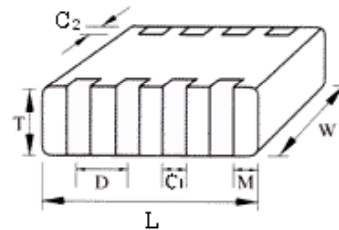
The first two digits : Length(mm)  
 The second two digits : Width(mm)  
 The last two digits : Thickness(mm)

### (4) IMPEDANCE(at 100MHz)

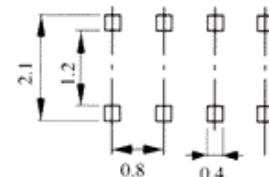
Example : 600=60Ω ,121=120Ω ,102=1000Ω

### (5) PACKING

B : Bulk pack  
 T : Tape&Reel(φ178mm[7inches])



Pad Layout  
201005



Pad Layout  
321608

## SHAPE & DIMENSIONS

UNIT:mm (inch)

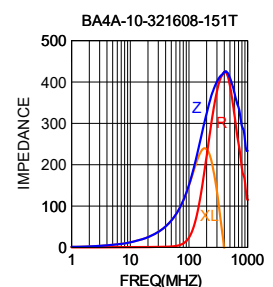
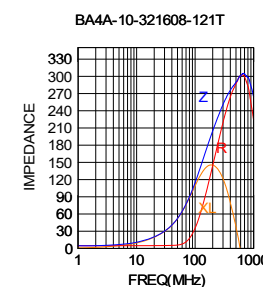
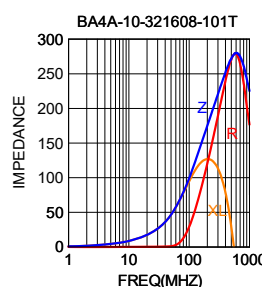
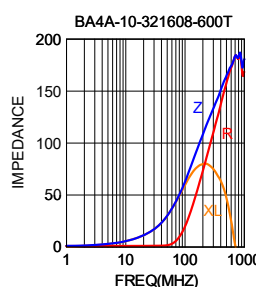
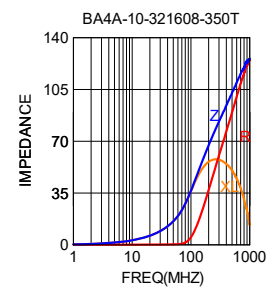
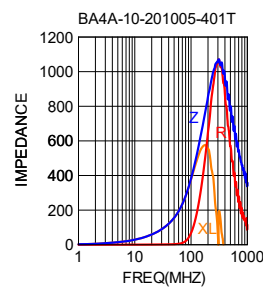
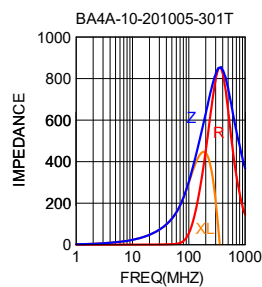
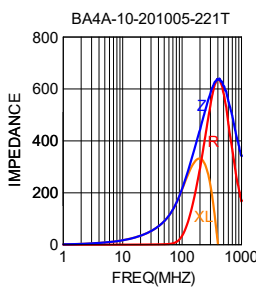
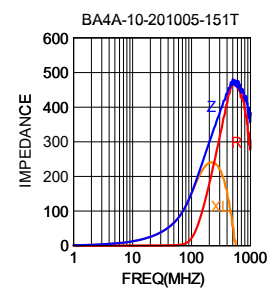
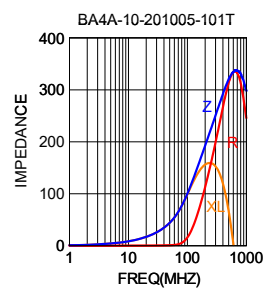
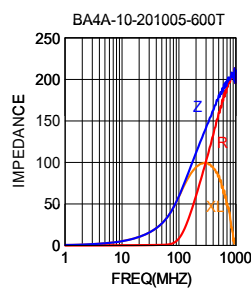
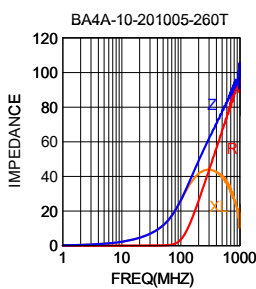
SIZE CODE	L	W	T	C1	C2	D	M
BA4A-10-201005 (0804)	2.00±0.20 (0.079±0.008)	1.00±0.20 (0.040±0.008)	0.55±0.10 (0.022±0.004)	0.25±0.15 (0.010±0.006)	0.25±0.15 (0.010±0.006)	0.50±0.10 (0.020±0.004)	0.125±0.10 (0.005±0.004)
BA4A-10-321608 (1206)	3.20±0.20 (0.126±0.008)	1.60±0.20 (0.063±0.008)	0.80±0.20 (0.031±0.008)	0.40±0.15 (0.016±0.006)	0.20~0.45 (0.008~0.018)	0.80±0.10 (0.031±0.004)	0.20±0.10 (0.008±0.004)

※All the data listed in this catalogue are for reference only, King Core reserves the right to alter or revise the specifications without prior notification.

# CHIP BEAD ARRAY → BA4A-10 : High Frequency Type

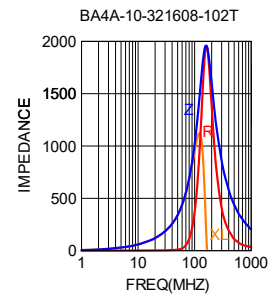
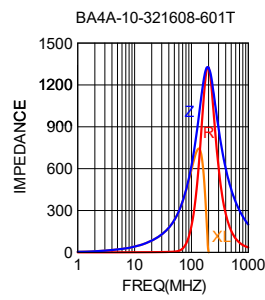
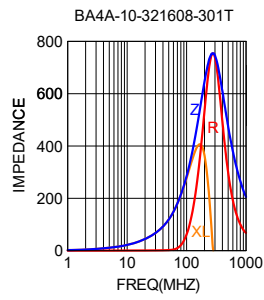
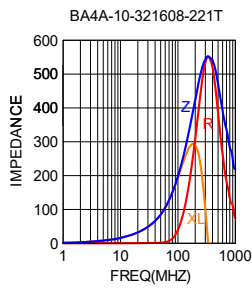
## ELECTRICAL CHARACTERISTICS

ORDERING CODE	Impedance (Ω)	Test Frequency (MHz)	DC Resistance (Ω)max	Rated Current (mA)max
BA4A-10-201005-260T	26±25%	100	0.30	300
BA4A-10-201005-600T	60±25%	100	0.40	300
BA4A-10-201005-101T	100±25%	100	0.55	200
BA4A-10-201005-151T	150±25%	100	0.55	200
BA4A-10-201005-221T	220±25%	100	0.60	200
BA4A-10-201005-301T	300±25%	100	0.65	200
BA4A-10-201005-401T	400±25%	100	0.70	200
BA4A-10-321608-350T	35±25%	100	0.30	300
BA4A-10-321608-600T	60±25%	100	0.30	300
BA4A-10-321608-101T	100±25%	100	0.30	200
BA4A-10-321608-121T	120±25%	100	0.30	200
BA4A-10-321608-151T	150±25%	100	0.40	200
BA4A-10-321608-221T	220±25%	100	0.45	200
BA4A-10-321608-301T	300±25%	100	0.50	200
BA4A-10-321608-601T	600±25%	100	0.65	200
BA4A-10-321608-102T	1000±25%	100	0.90	100



※All the data listed in this catalogue are for reference only, King Core reserves the right to alter or revise the specifications without prior notification.

# CHIP BEAD ARRAY → BA4A-10 : High Frequency Type



※IDC:Based on Temperature increase 40°C  
 ※Operating temperature range : -55 to +125°C (including self-heating)

※All the data listed in this catalogue are for reference only, King Core reserves the right to alter or revise the specifications without prior notification.